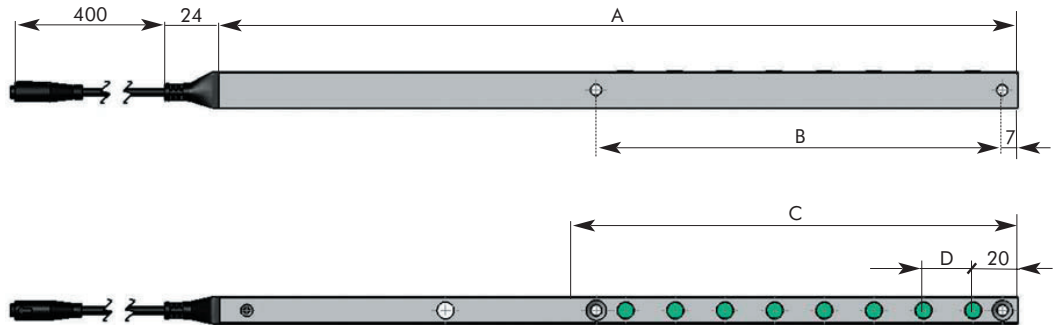
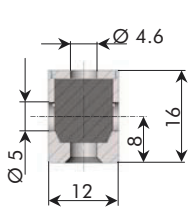


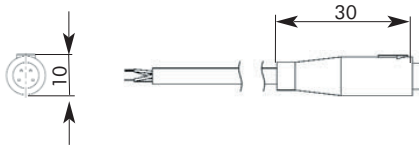


## Dimensions

Profil cross-section



Connector



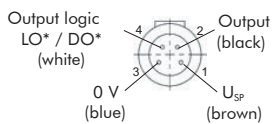
A = Profil length  
 B = Distance mounting holes  
 C = Monitoring area with 30 mm resolution  
 D = Element distance

Dimensions (mm)

## Wiring diagrams

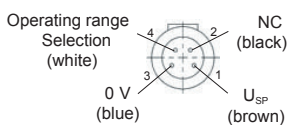
### Connection

#### Receiver connector (blue)

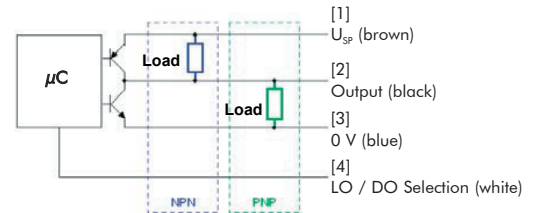
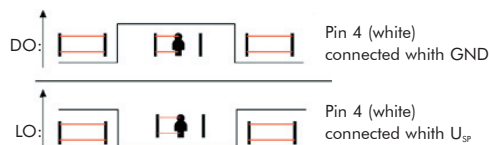


\*LO = Light on  
 \*DO = Dark on

#### Sender connector (white)



### Selected output logic



### Operating range

1.0 ... 8 m	Pin 4 connected with 0 V or open	High Power
0.2 ... 1.5 m	Pin 4 connected with U <sub>sp</sub>	Low Power

## Types

System		Elements	A Profile-length (mm)	B Distance between mounting holes (mm)	C Monitoring field (mm)	D Element- distance (mm)	Responsetime (ms)
Art. No.	Typ						
14437	LGTR 400 PNUK-ST3	16	530	356	382	22	85
14438	LGTR 550 PNUK-ST3	24	706	532	558	22	125
14439	LGTR 750 PNUK-ST3	32	882	708	734	22	165

Light curtain systems with transmitter- and receiver rail, cable 5 m, mounting kit

### Safety note:

Only properly qualified personnel is authorized to install these devices and connect them to the power supply. Applications, where personal safety depends on the function of the devices are not authorized by the manufacturer!